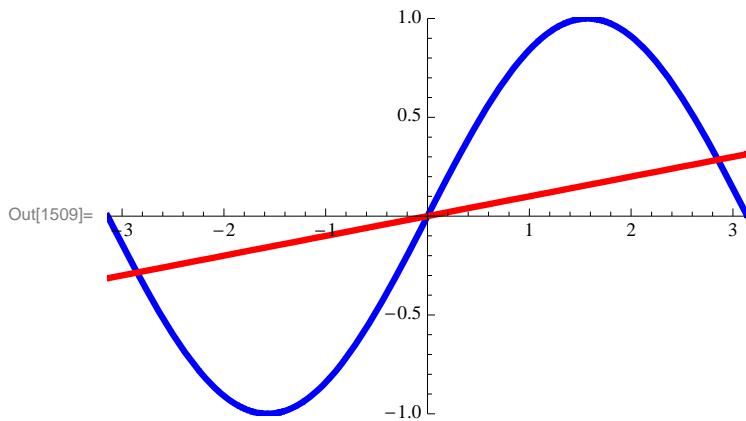


(** EQUAZIONI NONLINEARI **)

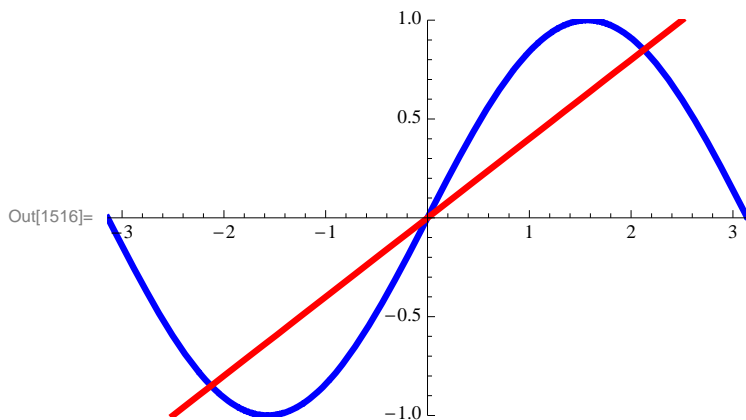
```
In[1505]:= Clear[f, g, a, a0];  
f[x_] := Sin[x];  
g[x_] := a*x;  
a0 = 0.1;  
Plot[{f[x], g[x] /. a -> a0}, {x, -Pi, Pi}, PlotRange -> {{-Pi, Pi}, {-1, 1}},  
PlotStyle -> {{RGBColor[0, 0, 1], Thickness[0.01]}, {RGBColor[1, 0, 0], Thickness[0.01]}}
```



```
In[1510]:= Clear[ff, a0];  
ff[1][x_] := f[x];  
Do[a0 = (i - 1) * 0.4; ff[i][x_] = g[x] /. a -> a0, {i, 2, 5}]
```

```
In[1513]:= a0 = 0.;  
i = 1;  
While[a0 ≤ 2., {p1[i] = Plot[{f[x], g[x] /. a -> a0}, {x, -Pi, Pi},  
PlotRange -> {{-Pi, Pi}, {-1, 1}}, PlotStyle -> {{RGBColor[0, 0, 1], Thickness[0.01]},  
{RGBColor[1, 0, 0], Thickness[0.01]}}]; i += 1; a0 += 0.4];
```

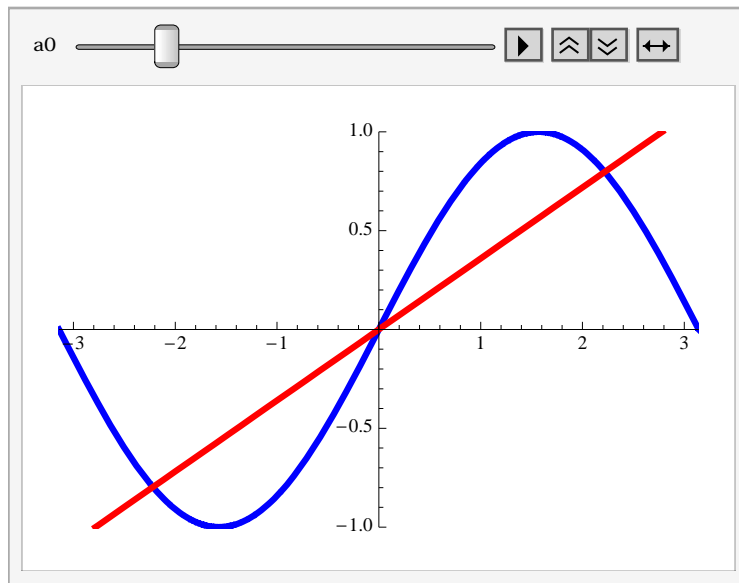
```
In[1516]:= Show[p1[2]]
```



```
In[1517]:= Clear[a0];
Animate[
  Plot[{f[x], g[x] /. a -> a0}, {x, -Pi, Pi}, PlotRange -> {{-Pi, Pi}, {-1, 1}}, PlotStyle ->
    {{RGBColor[0, 0, 1], Thickness[0.01]}, {RGBColor[1, 0, 0], Thickness[0.01]}},
  {a0, 0, 2}, AnimationRunning -> False]

```

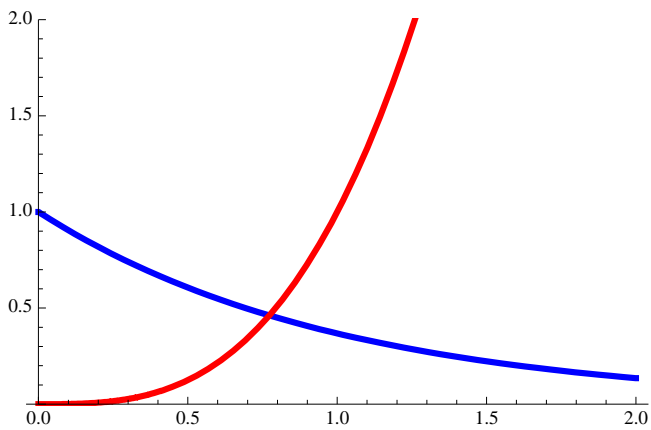
Out[1518]=



```
In[1519]:= Clear[f1, g1];
f1[x_] := Exp[-x];
g1[x_] := x^3;
Plot[{f1[x], g1[x]}, {x, 0, 2}, PlotRange -> {0, 2},
  PlotStyle -> {{RGBColor[0, 0, 1], Thickness[0.01]}, {RGBColor[1, 0, 0], Thickness[0.01]}}]

```

Out[1522]=



```
In[1523]:= Clear[f2];  
f2[x_] := Exp[-x] - 1/2;  
Plot[f2[x], {x, 0, 2}, PlotRange -> {-1/2, 1/2},  
PlotStyle -> {{RGBColor[0, 0, 1], Thickness[0.01]}}
```

